



How to set up a Google Account

1. To create an account, go to **www.gmail.com** on your device or computer browser.

Google
Sign in
with your Google Account

Email or phone

[Forgot email?](#)

Not your computer? Use Guest mode to sign in privately.
[Learn more](#)

[Create account](#) [Next](#)

2. The **sign-up form will appear**. Follow the directions by entering the required information.

Just like with any online service, it's important to choose a strong password—in other words, one that is difficult for someone else to guess. For more information, review our lesson on creating strong passwords.

Google
Create your Google Account

First name Last name

Username @gmail.com

You can use letters, numbers & periods
[Use my current email address instead](#)

Password Confirm

Use 8 or more characters with a mix of letters, numbers & symbols

[Sign in instead](#) [Next](#)

One account. All of Google working for you.

3. Next, enter your **phone number** to verify your account. Google uses a two-step verification process for your security.

Google
Verify your phone number

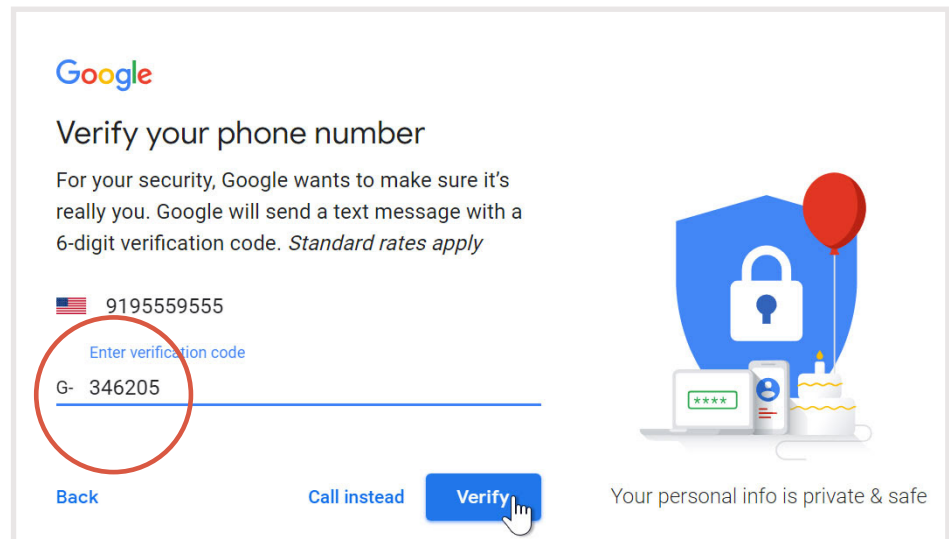
For your security, Google wants to make sure it's really you. Google will send a text message with a 6-digit verification code. *Standard rates apply*

Phone number
9195559555

[Back](#) [Next](#)

Your personal info is private & safe

4. You will receive a text message from Google with a **verification code**. Enter the code to complete the account verification.



Google

Verify your phone number

For your security, Google wants to make sure it's really you. Google will send a text message with a 6-digit verification code. *Standard rates apply*

🇺🇸 9195559555

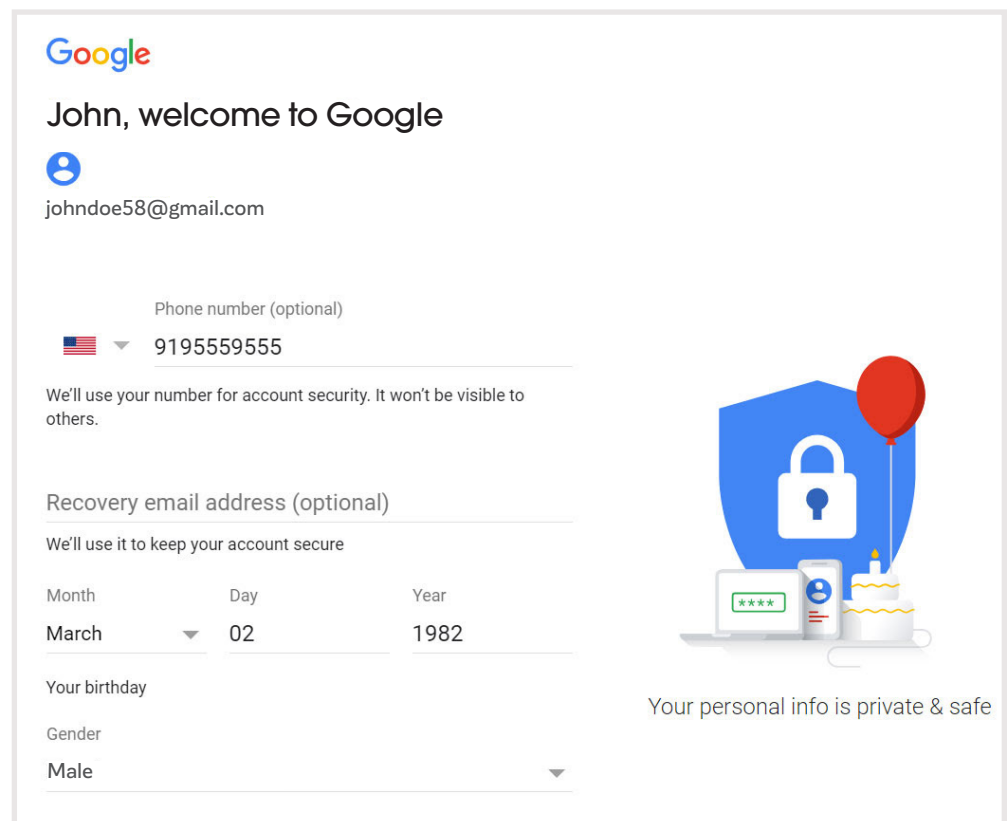
Enter verification code

G- 346205

Back Call instead **Verify**

Your personal info is private & safe

5. Next, you will see a form to **enter some of your personal information**, like your name and birthday.



Google

John, welcome to Google

👤 johndoe58@gmail.com

Phone number (optional)

🇺🇸 9195559555

We'll use your number for account security. It won't be visible to others.

Recovery email address (optional)

We'll use it to keep your account secure

Month Day Year

March 02 1982

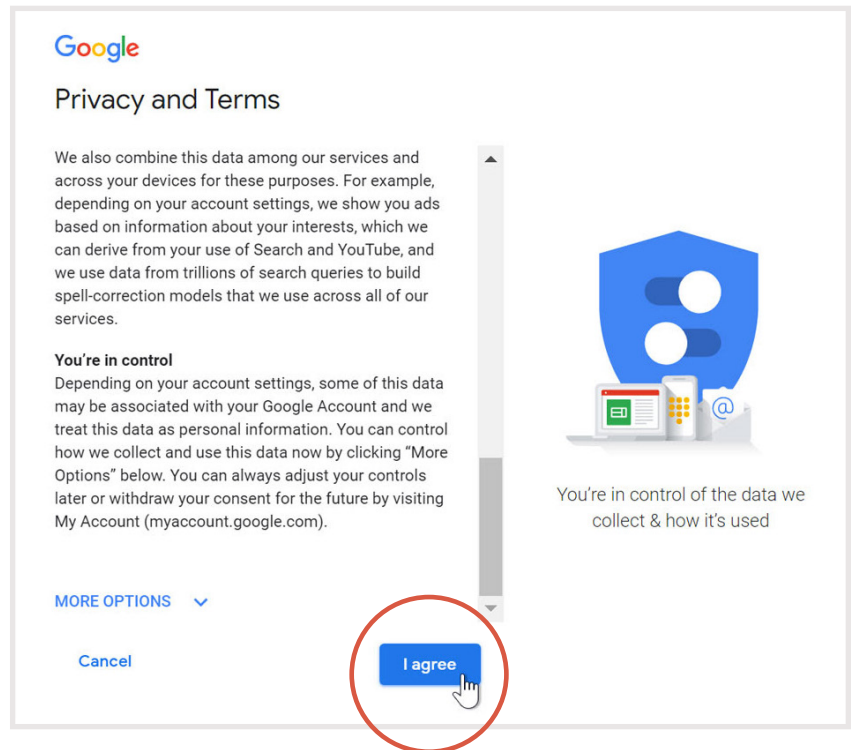
Your birthday

Gender

Male

Your personal info is private & safe

- 6. **Review** Google’s Terms of Service and Privacy Policy, then click **”I agree.”**



- 7. Your account will be created.

